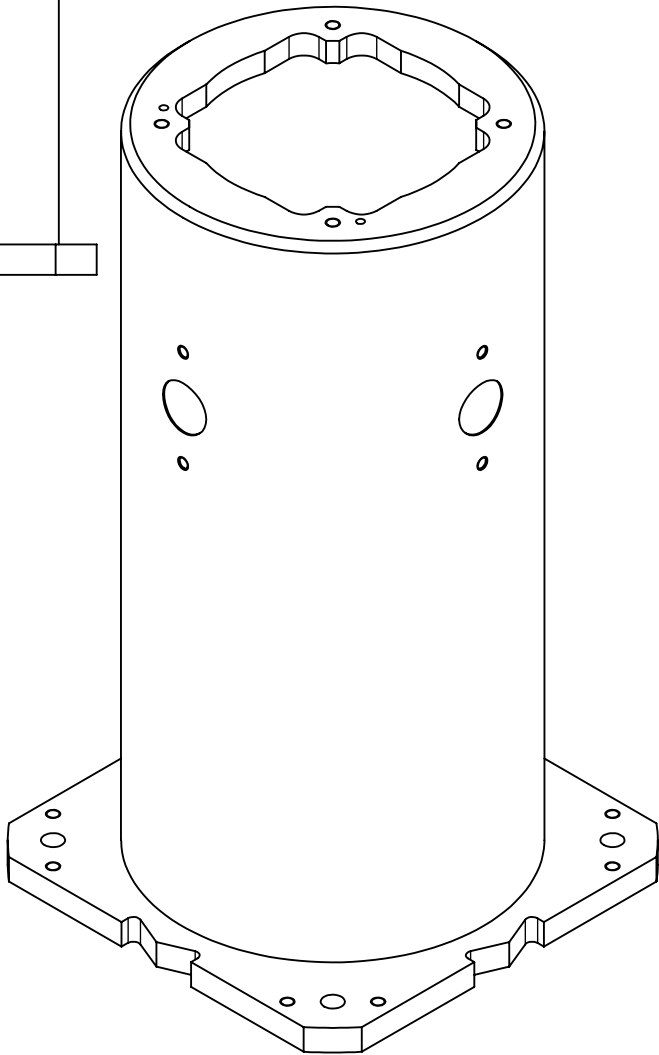
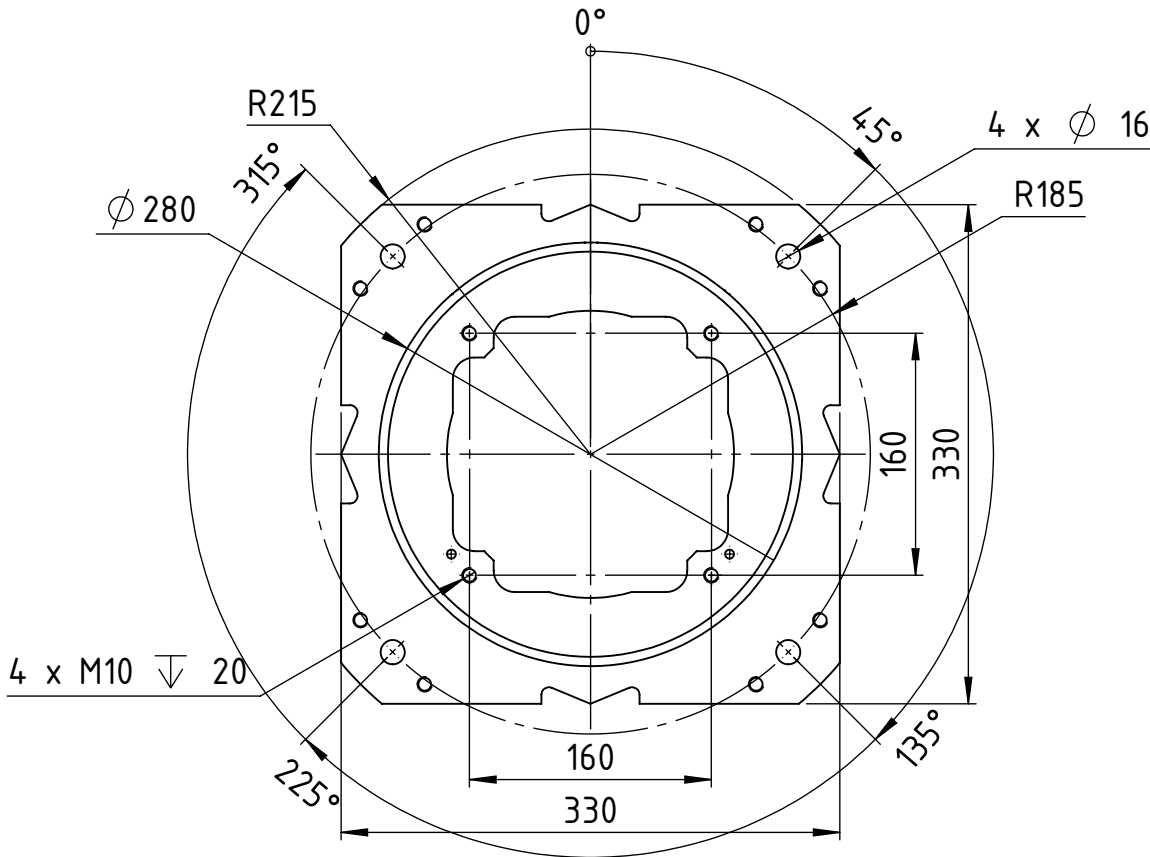
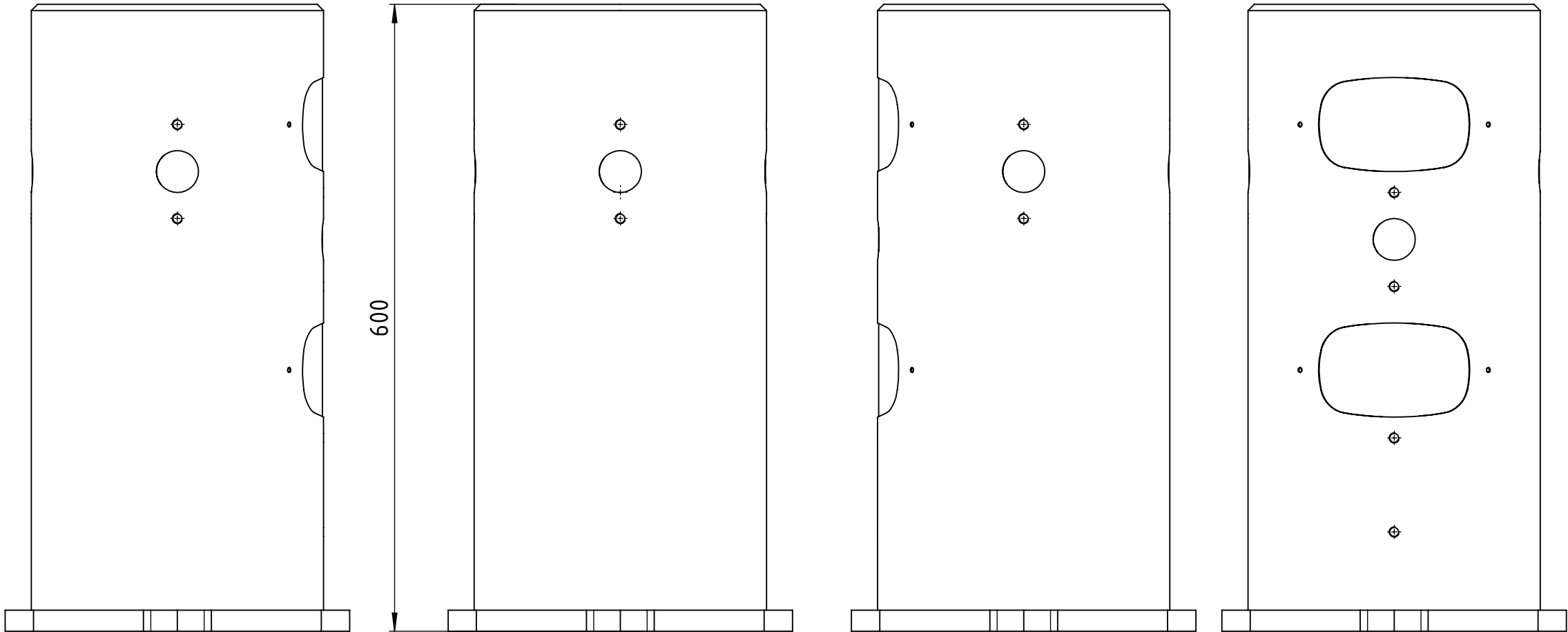


drawing filename: 0000130128-100, version: 05.1, last saved: 05.12.2025 11:51:51, model filename: 0000130128-100, version: 05.1, last saved: 05.12.2025 11:51:51

The reproduction, distribution and utilization of this document as well as the communication of its contents to others without express authorization is prohibited. Offenders will be held liable for the payment of damages. All rights reserved in the event of the grant of a patent, utility model or design

rev:	revision text:	rev.date:	rev.by:	aprv. date:	aprv. by:
02	improved cutline bottom plate	2022-04-22	MicNaeb	2022-04-25	RobWagn
03	modified tolerances	2023-07-18	MicNaeb	2023-07-18	RaiSeid
04	general simplification	2023-12-20	KaiGünd	2023-12-20	MicNaeb
05	Center mark changed	2025-07-09	SimHube	2025-07-09	MicNaeb



status: Released		YASKAWA www.yaskawa.eu.com	dimension: 600x330x330 mm		weight: 25,45 kg	
SAP EMEA nr:	SAP AH nr: 222173		created: 2022-02-04	MicNaeb		
title / description: robot stand C-600			drawn: 2022-02-04	MicNaeb		sheet: A3
			approved: 2022-02-07	AndLoes		
			drawing-nr.: 0000130128-100		revision: 05	1:5 4/5

where nothing else is indicated
tolerances: DIN ISO 2768-mH
welding: DIN EN ISO 13920-A
no sharp edges $\sqrt[3]{0,3}$